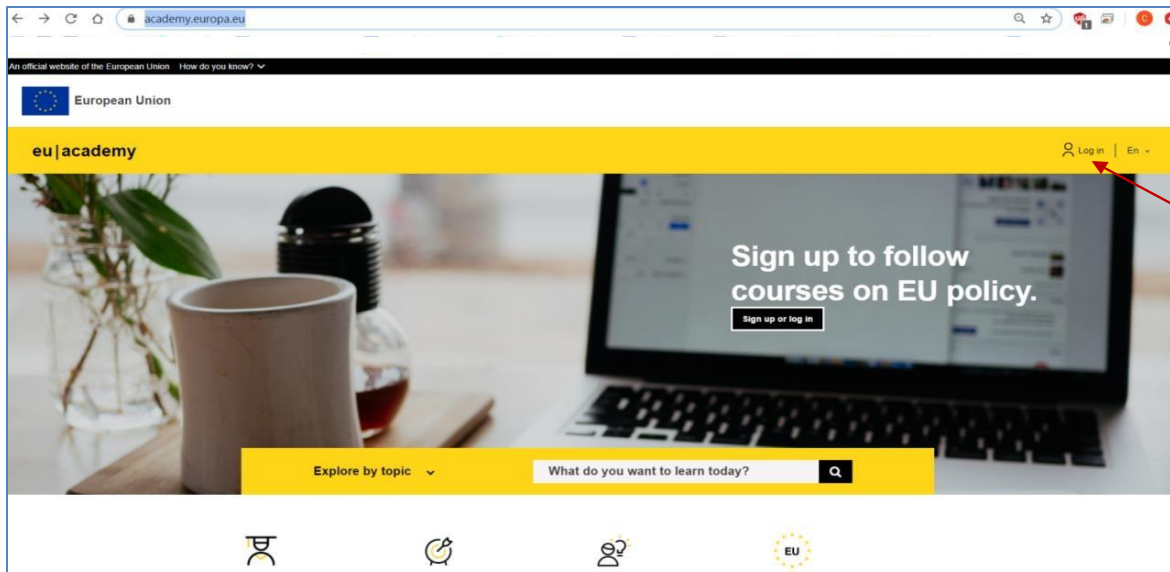


STEP BY STEP GUIDE

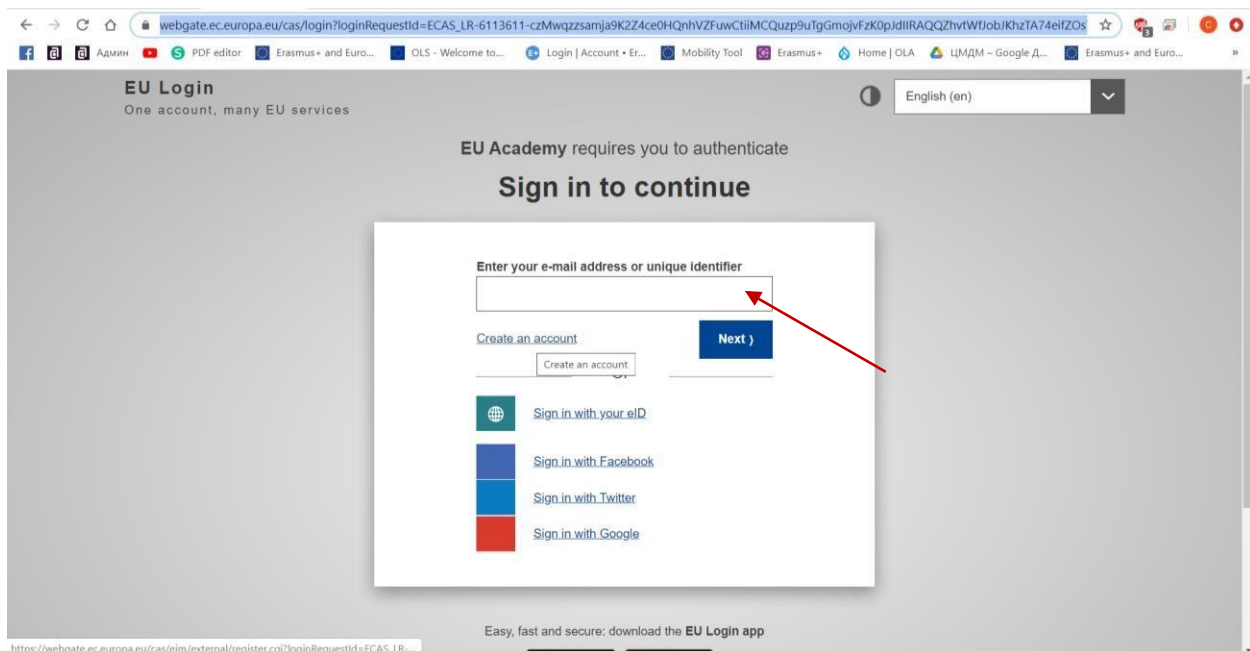
How to accomplish an **OLS test/course** on the platform EU Academy

1. Write <https://academy.europa.eu/>. Press enter. Go to “Log in”



2. Enter your e-mail address below:

https://webgate.ec.europa.eu/cas/login?loginRequestId=ECAS_LR-6113611-czMwqzzsamja9K2Z4ce0HQnhVZFuwCtiiMCQuzp9uTgGmojvFzK0pJdIIIRAQQZhvtWfJobJKhzTA74eifZOstJU-G-rS0vSrmBGYC6psMMGixCXa-XW2BIHt4to01KGTBTaK2SepqoaFPS8Xzk3PVBcVArnwQKfs7Q389IRyiHliey0nx5I5t5Lmg1WRJNA4uzRBqezm



3. Write your names, etc.

https://webgate.ec.europa.eu/cas/eim/external/register.cgi?loginRequestId=ECAS_LR-6113611-czMwqzssamja9K2Z4ce0HQnhVZFuwCtiimCQuzp9uTgGmojvFzK0pJdIIRAQQZhvWfTJUG-rS0vSrmBGYC6psMMGixCXa-XW2BIHt4to01KGTBTaK2SepqoaFPS8Xzk3PVBcVArnwQKfs7Q389IRyiHliey0nx5I5t5Lmg1WRJNA4uzRBqezm

The screenshot shows a web browser window with the URL webgate.ec.europa.eu/cas/eim/external/register.cgi?loginRequestId=ECAS_LR-6113611-czMwqzssamja9K2Z4ce0HQnhVZFuwCtiimCQuzp9uTgGmojvFzK0pJdIIRAQQZhvWfTJUG-rS0vSrmBGYC6psMMGixCXa-XW2BIHt4to01KGTBTaK2SepqoaFPS8Xzk3PVBcVArnwQKfs7Q389IRyiHliey0nx5I5t5Lmg1WRJNA4uzRBqezm. The page title is "Create an account". The form includes the following fields: "First name" (with a red arrow pointing to it), "Last name", "E-mail", "Confirm e-mail", "E-mail language" (set to "English (en)"), and "Enter the code". There are also refresh and next buttons at the bottom of the form.

4. Agree, press “create an account”

The screenshot shows the same registration form, but now the "Enter the code" field contains the text "8kkry". Below the code field, there is a checkbox that is checked, with the text: "By checking this box, you acknowledge that you have read and understood the [privacy statement](#). You must agree with the privacy statement to proceed". A red arrow points to this checkbox. At the bottom of the form, there are two buttons: "Create an account" (highlighted with a red arrow) and "Cancel". The footer of the page includes links for "About EU Login", "Cookies", "Privacy Statement", "Contact", and "Help", along with the European Union logo and the text "Powered by European Commission".

webgate.ec.europa.eu/cas/eim/external/register.cgi

EU Login
One account, many EU services

English (en)

New password Login

Create an account

Thank you for registering, you will receive an e-mail allowing you to complete the registration process.

About EU Login Cookies Privacy Statement Contact Help

European Union EU institutions 9.3.1-dn1p | 382 ms

Powered by European Commission

5. Go to your e-mail. Follow the link:

mail.google.com/mail/u/3/?ogbl#inbox/FMfcgZGqPzJScLcXkBLTRKwrgggNzDq

Gmail

Compose

Inbox 10

Sent

Drafts

All Mail

Spam 24

Bin

More

Labels +

Search in emails

1 of 11

Your password

Authentication Service <automated-notifications@nomail.ec.europa.eu> to me 12:59 (3 minutes ago)

Dear **Tor** ~~Andriushev~~,

You have been registered in EU Login.

Your email address is uacivan@ueg.bg.

To create your password, follow the link below:

[this link](#)

You have a maximum of 24 hr, starting from the time that this message was sent, to create your password, but you are encouraged to do so immediately if possible. After this time, you can make another request by following the same link; you will then need to re-enter your username and confirm your request.

If the above link does not work, you can copy the following address (make sure the complete address is copied!) and paste it into your browser's address bar:
<https://webgate.ec.europa.eu/cas/init/13287-fozMPjVJoSRZzV73KoymTqE568UqQWlrgDWWYTFm5d2navzSr8ozdU1bR1RxPEB-9.3.1-dn1p/cas/init/InitialisePasswordLogin.cgi?wayf.domain=external&wayf.remember=checked&wayf.submit=Select&uid=n0Qaix5o&resetCode=foyrzcNpQdvt0hun8pFrF89mayy3HgFhp8pYcThPstO&service=https%3A%2F%2Facademy.europa.eu%2Flogin%2Findex.php>

Instead of replying to this message, if you have a problem, please follow the help or contact information on the site where you were trying to register.

Note that it may take up to 5 minutes after reception of this mail before the above-mentioned site will recognize your registration.

Sent to you by EU Login

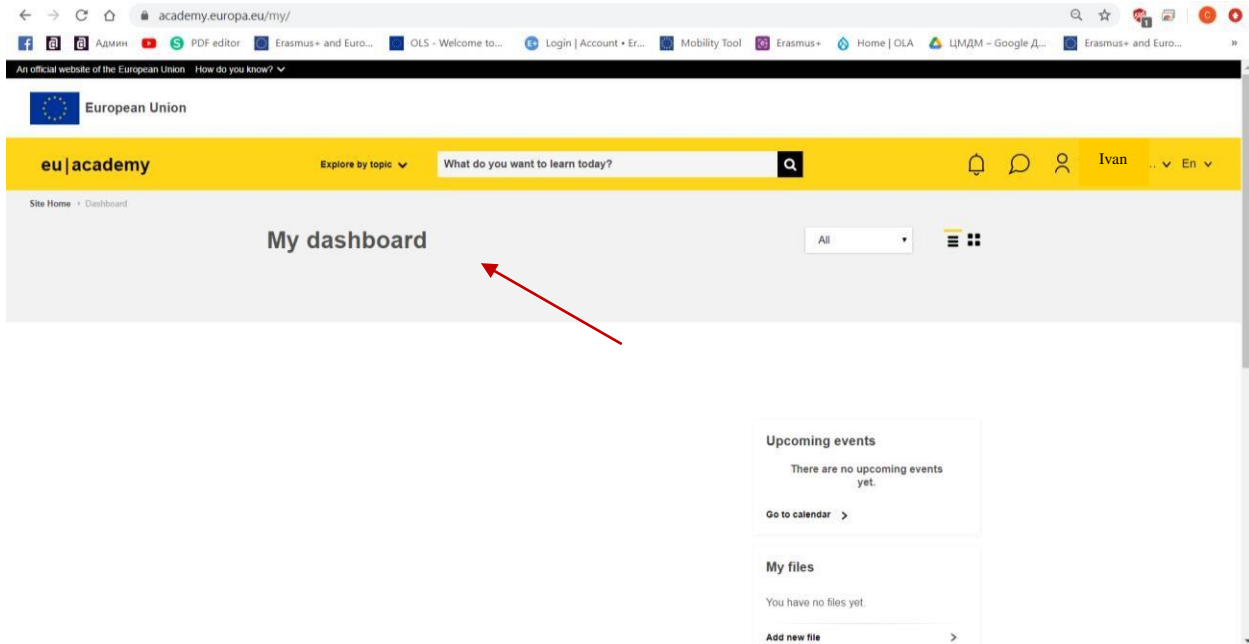
- Type a password, confirm the password in the dialog window. Then You re logged and automatically redirected here:

The screenshot shows the EU Academy website interface. At the top, there is a navigation bar with the 'eu|academy' logo, a search bar, and a user profile for 'Ivan'. Below the navigation bar, the main content area is titled 'User policies and agreements'. It features several toggle switches for 'Use of Cookies', 'Disclaimer', 'Privacy Statement', and 'Code of Conduct'. A prominent black button with white text reads 'I agree to all terms'. To the right of this button, there is a section titled 'What are cookies?' which explains the purpose of cookies and lists different types like first-party and third-party cookies. A red arrow points from the user profile 'Ivan' in the top right corner towards the 'I agree to all terms' button.

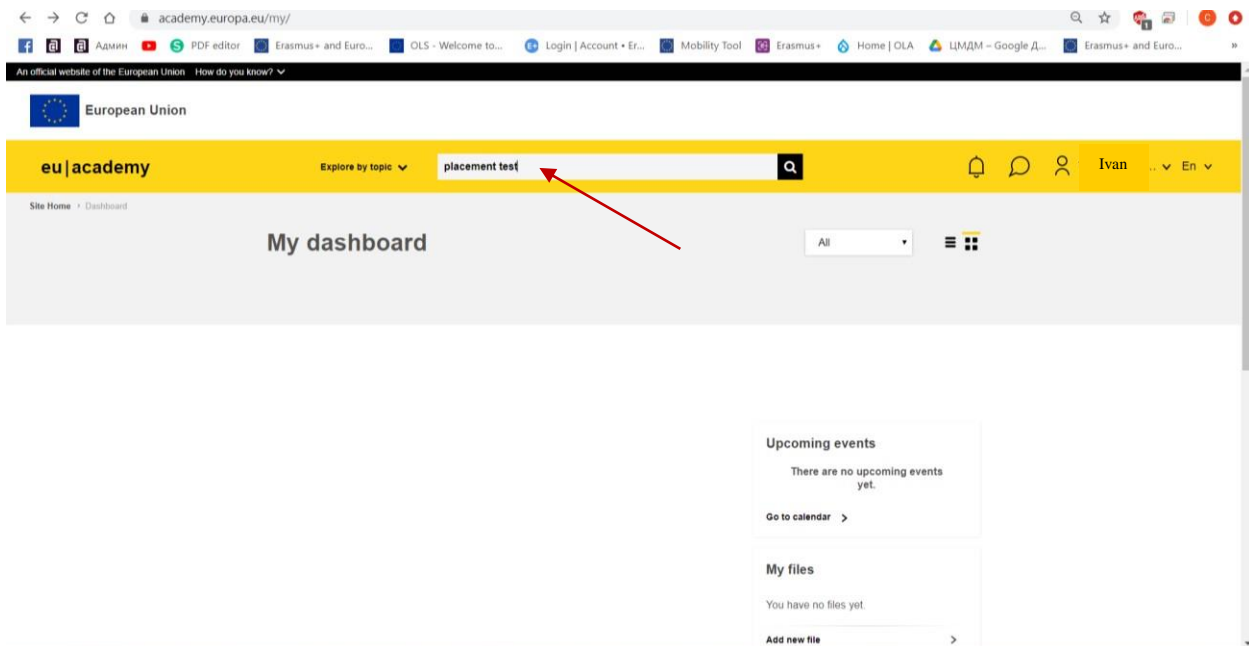
- Agree to all terms, press the button:

This screenshot is identical to the one above, showing the 'User policies and agreements' page. However, a red arrow now points directly to the 'I agree to all terms' button, indicating the step where the user should accept the terms.

8. This is the Dashboard:



9. Write “placement test” in the search field and click on the search tool:



10. Find your language – English, German, Spanish, Italian, French..

The screenshot shows the search results page on eu|academy. The URL is academy.europa.eu/search/index.php?q=placement+test. The page features a yellow header with the eu|academy logo, a search bar containing "What do you want to learn today?", and a user profile for "Ivan". Below the header, there are 34 results found, with filters for Topic, Level, Language, Duration, Type, Curriculum, and Provider. A grid of six course cards is displayed, each with a thumbnail image of a woman thinking. The second card, "German Placement Test", is highlighted with a red arrow. It has a 4.5 star rating and 10 reviews. Other cards include "Slovene Placement Test" and "Irish Placement Test".

For example:

The screenshot shows the course overview page for the "German Placement Test". The URL is academy.europa.eu/local/euacademy/pages/course/assessment-overview.php?title=german-placement-test. The page features a yellow header with the eu|academy logo, a search bar, and a user profile for "Ivan". The main content area displays the course title "German Placement Test" with a duration of "Less than an hour" and a difficulty level of "Novice". A red arrow points to the title. To the right of the title is a thumbnail image of a woman thinking, with an "Enrol" button below it. Below the main content, there are sections for "Assessment details", "Target audience", and "Offered by".

Assessment details

Knowing your language level is a great starting point to reach your learning goals faster! Take a few minutes to complete the placement test below and let us recommend the course that suits you best.

Target audience

Erasmus+European Solidarity Corps

Offered by

This content is offered by the European Commission. The European Commission is the European

11. Click enroll:

The screenshot shows the 'German Placement Test' page on the eu|academy website. The page features a yellow header with the 'eu|academy' logo, a search bar, and user information for 'Ivan'. Below the header, the main content area displays the test title 'German Placement Test' with a duration of 'Less than an hour' and a difficulty level of 'Novice'. A prominent yellow 'Enrol' button is located below the test title, with a red arrow pointing to it. To the right of the 'Enrol' button is a large image of a woman thinking. Below the main content, there are sections for 'Assessment details', 'Target audience', and 'Offered by'. The 'Assessment details' section includes a paragraph: 'Knowing your language level is a great starting point to reach your learning goals faster! Take a few minutes to complete the placement test below and let us recommend the course that suits you best.' The 'Target audience' is listed as 'Erasmus+European Solidarity Corps'. The 'Offered by' section states: 'This content is offered by the European Commission. The European Commission is the European...'. The URL at the bottom of the page is 'https://academy.europa.eu/local/euacademy/pages/course/assessment-overview.php...'. The browser's address bar shows 'academy.europa.eu/local/euacademy/pages/course/assessment-overview.php?title=german-placement-test/'.

12. Start assessment:

The screenshot shows the 'German Placement Test' page on the eu|academy website, similar to the previous one. The 'Enrol' button has been replaced by a dark grey 'Start assessment' button, which is highlighted by a red arrow. The rest of the page content, including the header, assessment details, target audience, and offered by information, remains the same. The URL at the bottom of the page is 'https://academy.europa.eu/courses/german-placement-test/view/?fromPath=dashbo...'. The browser's address bar shows 'academy.europa.eu/local/euacademy/pages/course/assessment-overview.php?title=german-placement-test/'.

Finish the test!